



### District Report Card: 2017


<b>State:</b> Tamil Nadu	<b>District:</b> Thoothukkudi
<b>Class:</b> 8	<b>Subject:</b> Language
<b>Schools:</b> 51	<b>Students:</b> 1235


### Participation/Coverage


#### Students

 GENDER	Boys		Girls	
	Number	%	Number	%
	573	46.40	662	53.60

 AREA	Rural		Urban	
	Number	%	Number	%
	896	72.55	339	27.45

 CATEGORY	SC		ST		OBC		GEN	
	Number	%	Number	%	Number	%	Number	%
	306	24.78	14	1.13	808	65.43	107	8.66

 CWSN	LD	VI	HI	S&LD	ID	Oth
	1	0	0	0	2	0

 Management	Government		Government-aided	
	Number	%	Number	%
	215	17.41	1020	82.59

### Average Performance of Students in Language (%)

Overall	Gender		Area		Management		Social Group			
	Male	Female	Rural	Urban	Govt.	Aided	SC	ST	OBC	GEN
61.34	58.56	63.75	61.50	60.90	59.47	61.73	61.66	50.48	61.43	61.18

## Performance on Learning Outcomes (LOs)

Learning Outcomes	Description	Average Performance(%)
L813	Read textual/non-textual materials with comprehension and identifies the details, characters, main idea and sequence of ideas and events while reading	61.34

Range of Performance of Students who Answered Correctly							
Below 30%		30% - 50%		50% - 75%		Above 75%	
Number	%	Number	%	Number	%	Number	%
125	10.12	255	20.65	502	40.65	353	28.58

## Lowest Performing Learning Outcomes (LOs)

1 - Read textual/non-textual materials with comprehension and identifies the details, characters, main idea and sequence of ideas and events while reading (61.34)